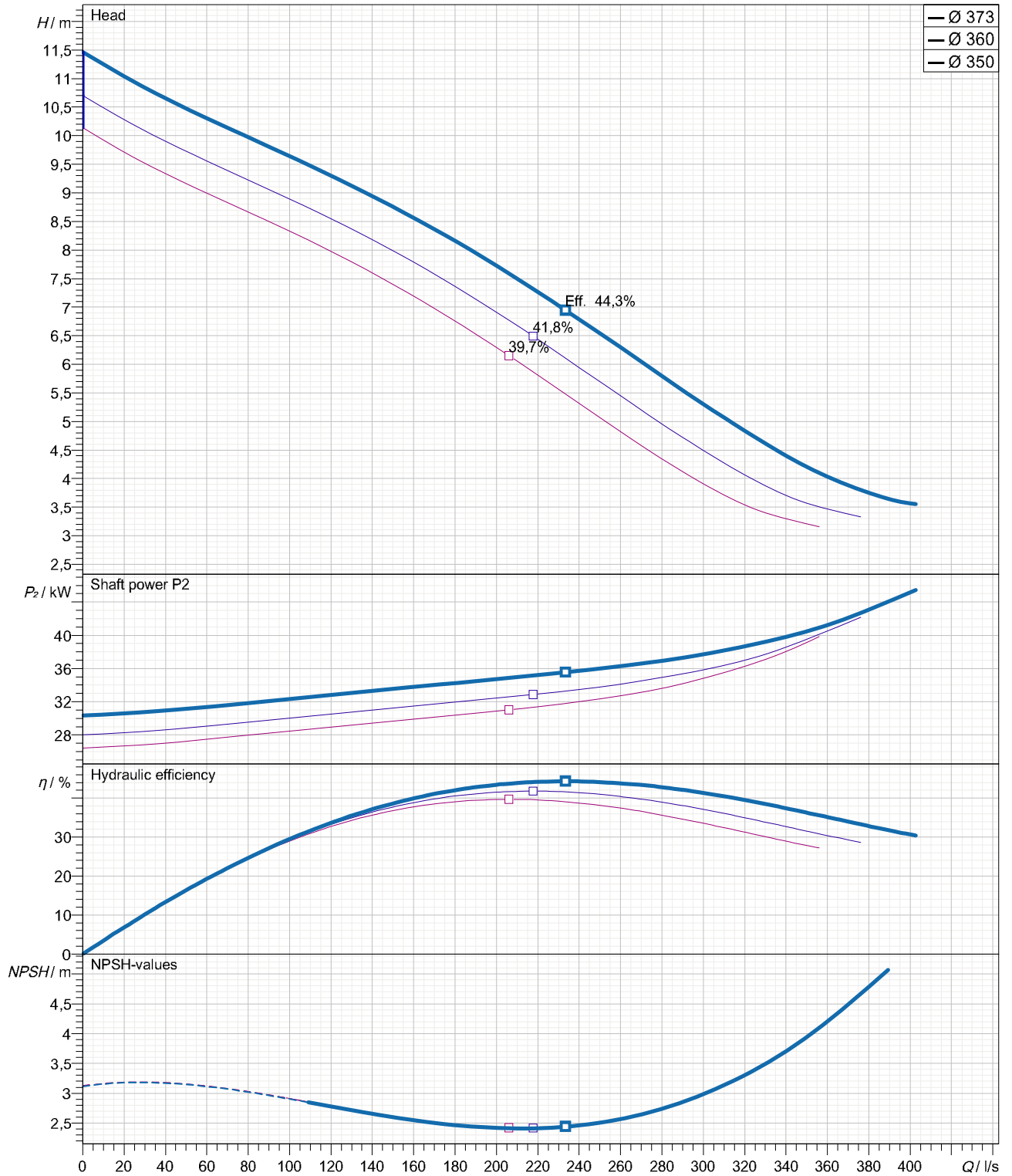


data referred to : Water; 20°C; 998,3kg/m³; 1,001mm²/s

Tolerances acc. ISO 9906 Grade 2B



Curves are approximate, pump is guaranteed for one set of conditions (capacity, head, efficiency).

Submersible, centrifugal, non-clogging sewage pump PX4-300.0-6 VORTEX 2 capable of handling raw,unscreened sewage.

The pumps manufactured within European Union with the latest manufacturing and environmental standards and practical standard features as :

- Vortex impeller made in ductile iron GGG40 are of non clogging design
- Channel and vortex impellers can be accommodated in the same volute. This advance together with possibility to be trimmed allow to meet changing duties.
- Wear rings with 'reducer' clearances system allow to be re-positioned axially in order to reduce the clearances between the channel impeller and volute.
- Fast lock connection system latch bolts made in stainless steel for easy removal of the motor together with impeller from the volute.

Submersible motor type M4.2B - 50 can be capable of operating continuously in submerged for wet installation. Cooling jacket with Internal cooling system is available as option.

-Electrical motor PXFLOW -SIEMENS standard IE1 or higher efficiency class (IE2 or IE3 as option) have Class H insulation (rated for 180 degrees Celsius) as standard

-Separate sealed terminal connection area

-Rotor shaft oversized made in stainless steel and oversized ball bearings ensuring smooth and vibration free running with extended life time as result.

-Shaft sealing system consist of double mechanical seals built into a replaceable cartridge facilitate quick changes even on-site without special tools.

Motor protections :

- Three thermal overload switches, one per phase, internally wound to combat high temperature loads.
- Built-in moisture sensors to terminal connection area (upper motor side), inside the motor (lower side) and in oil chamber

Materials

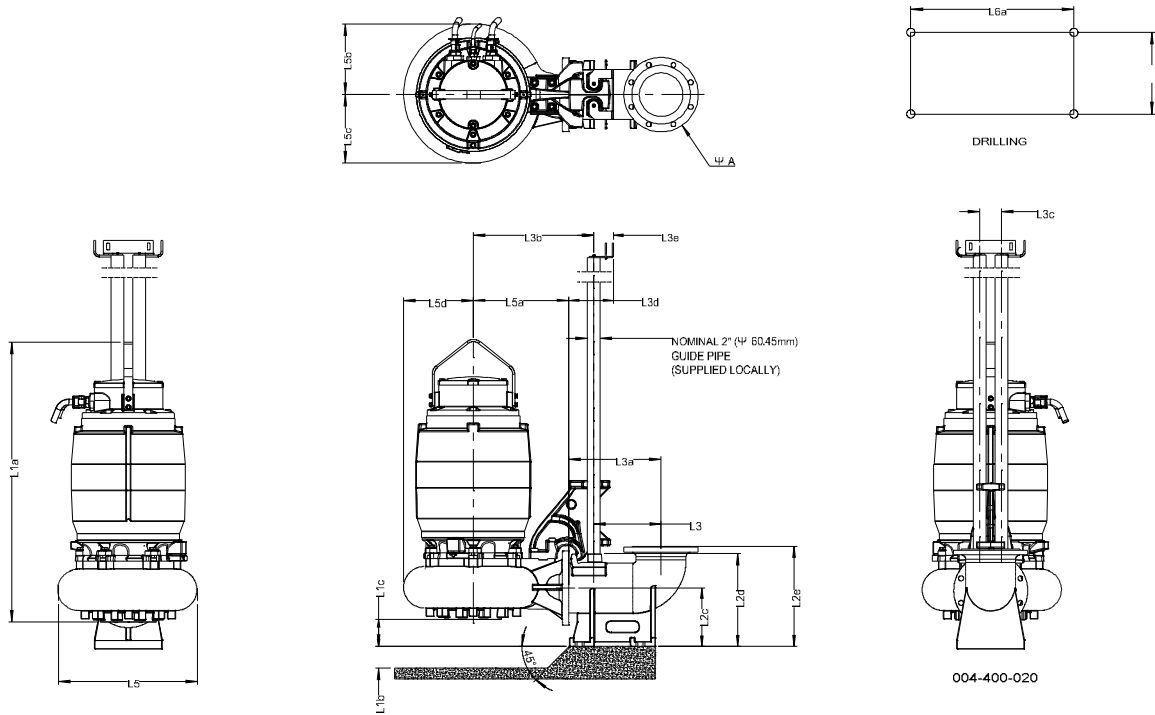
PX4-300.0-6 VORTEX 2 (Vortex impeller)+50 kW

- Motor housing, volute :cast iron GG -25
- Impeller : ductile iron GGG40
- Shaft, cartridge sleeve :stainless steel 431
- Shaft seal:Media side sic/sic
Cooling side sic/sic
- Bearings:upper:single row deep groove ball bearing
lower: double angular contact ball bearing

wet pit installation accesories set (on request)

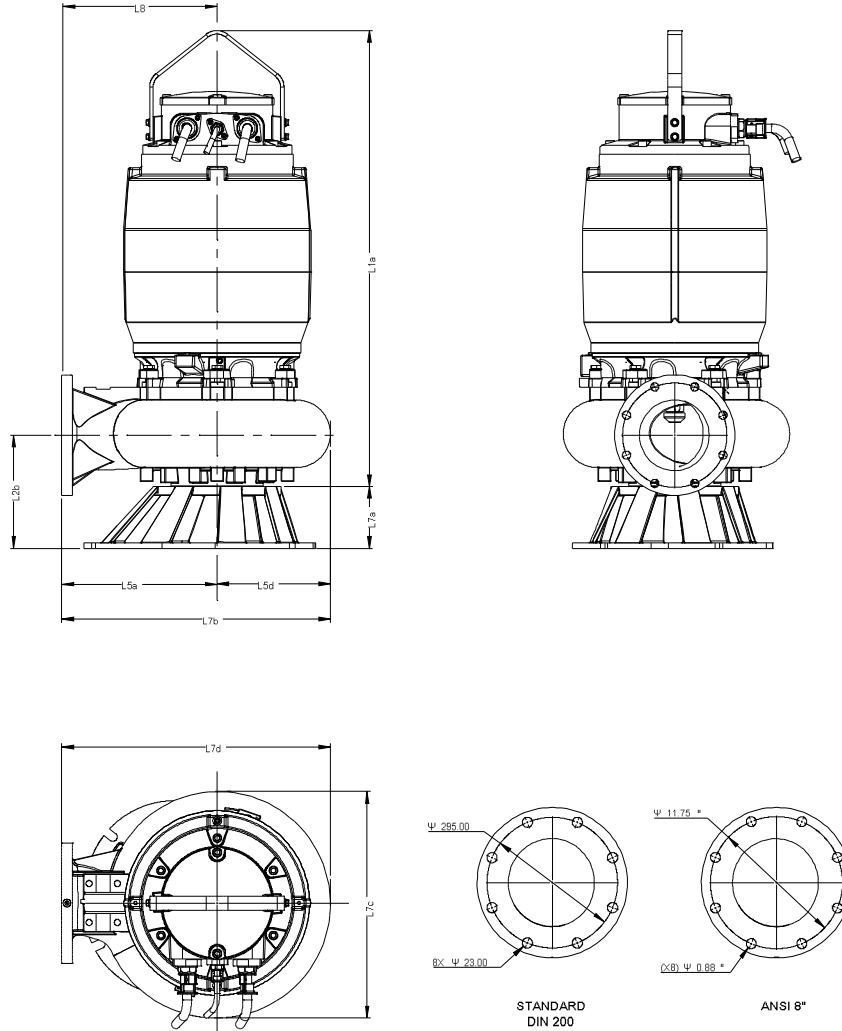
- Discharge connection bracket (DCB):cast iron GG -25 (standard) or stainless steel (option)
- adapter : ductile iron GGG40 (standard) or stainless steel (option)
- Upper guide bracket (UGB):galvanize steel (standard) or stainless steel (option)

PX4-300.0-6 VORTEX 2 With motor M4.2B-50



Dimensions	mm	Dimensions	mm	
Name	Value	Name	Value	
L1a	1288	L5	640	For Discharge connection bracket :
L1b	100	L5a	439	Outlet flange - Standard : DN200 / PN10 - Option : DN300 / PN10
L1c	123	L5b	325	- Option : 8" ANSI class 125- Option : 12" ANSI class 125
L2c	267	L5c	315	For pump :
L2d	424,5	L5d	320	Outlet flange - Standard : DN200 / PN10- Option : 8" ANSI class 125
L2e	460	L6a	280	Suction flange - Standard : DN200 / PN10 - Option :8" ANSI class 125
L3	310	L6b	220	Weight of Pump with cooling jacket = 715 kg
L3a	425			(without cooling jacket : - 120,2 kg)
L3b	556,5			Weight of Adapter = 33 kg
L3c	100			Weight of Discharge connection bracket (DCB) 200 = 93
L3d	206			Weight of Discharge connection bracket (DCB) 300 = 186 kg
L3e	91			

PX4-300.0-6 VORTEX 2 With motor M4.2B-50



004-400-074

Dimensions		Dimensions	
Name	mm	Name	mm
L1a	1288		
L2b	320		
L5a	439		
L5d	320		
L7a	175		
L7b	759		
L7c	640		
L7d	759		
L8	435,5		

Outlet for hose - Option : " 200mm (8")

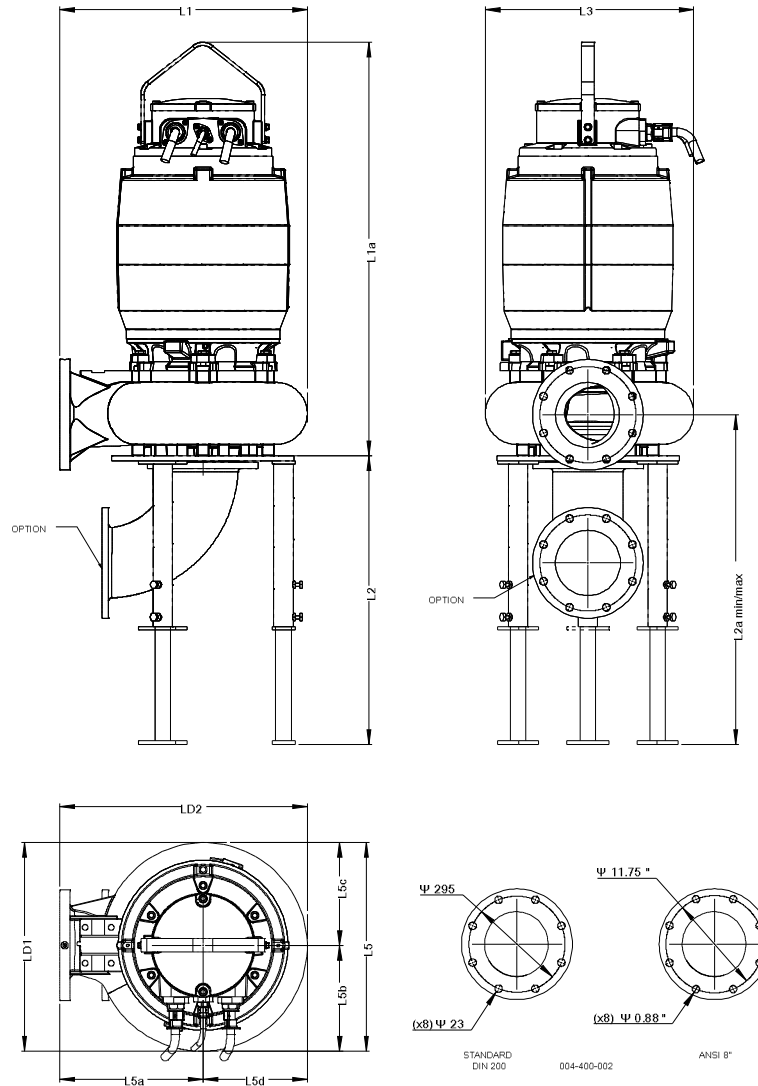
For pump :

Outlet flange - Standard : DN200 / PN10
- Option : 8" ANSI class 125

Suction flange - Standard : DN200 / PN10
- Option : 8" ANSI class 125

Weight of Pump with cooling jacket = 715 kg
(without cooling jacket : - 120,2 kg)
Weight of Base for Transportable = 34 kg

PX4-300.0-6 VORTEX 2 With motor M4.2B-50



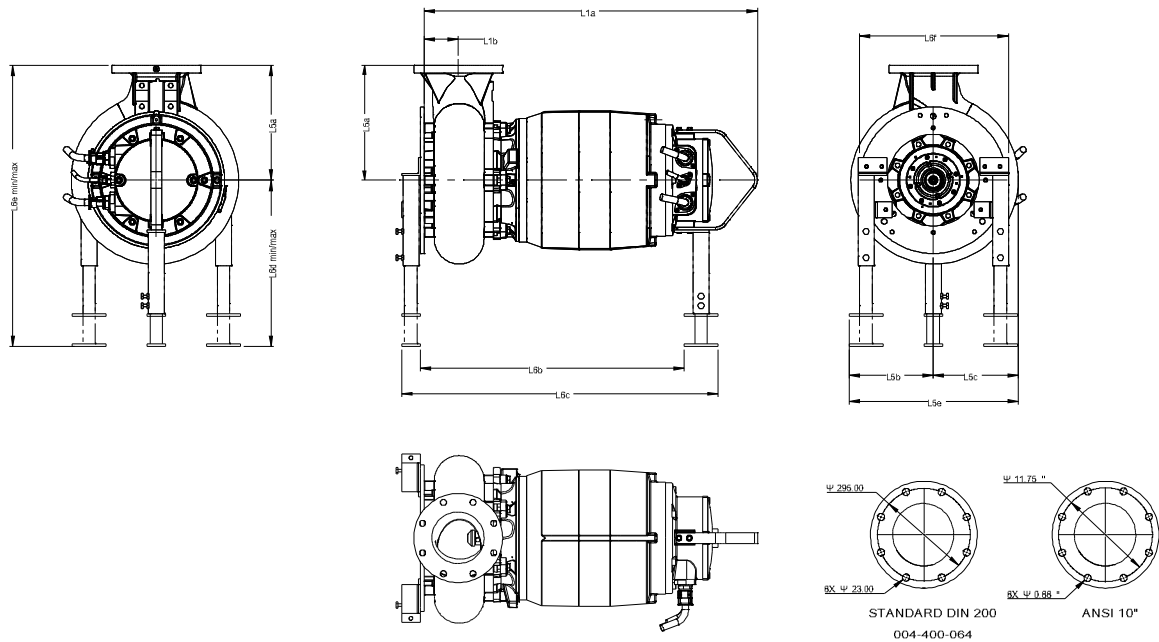
Dimensions	mm	Dimensions	mm
Name	Value	Name	Value
L1	760	LD2	759
L1a	1273		
L2	890,5		
L2a max	1021		
L2a min	665		
L3	640		
L5	640		
L5b	325		
L5c	315		
L5d	320		
L5a	439		
LD1	640		

Outlet flange - Standard : DN200 / PN10
- Option : 8" ANSI class 125

Suction flange - Standard : DN200 / PN10
- Option : 8" ANSI class 125

Weight of Pump with cooling jacket = 715 kg
Weight of Adjustable Legs = 35 kg

PX4-300.0-6 VORTEX 2 With motor M4.2B-50



SCALE 1 : 12

Dimensions		Dimensions	
Name	mm	Name	mm
L1a	1273	L6f	570
L1b	130		
L5a	439		
L5b	322		
L5c	297		
L5e	647		
L6b	1008		
L6c	1208		
L6d max	634		
L6d min	519		
L6e max	1073		
L6e min	958		

Outlet flange - Standard : DN200 / PN10
- Option : 8" ANSI class 125

Suction flange - Standard : DN200 / PN10
- Option : 8" ANSI class 125

Weight of Pump with cooling jacket = 715 kg
Weight of Adjustable Legs = 33 kg